


Take and Make Beach Craft






Supplies:

- *Piece of cardboard bigger than a 8 ½ X 11 in.
- *6 pieces of letter size paper in different shades of greens and blues
- *1 piece of white and one piece of tan letter size paper
- *Glue Stick

1. Glue the tan paper down on the cardboard. This will be your sand. Tear the white paper in a wavy pattern by starting on the short end and ripping it all the way down. The white paper is the foam.





2. Keep ripping in a wavy pattern then glue the strips down. Remember to use different shades of paper and eventually your beach with waves will appear.

Have fun at the
Beach!

