


Fourth of July POM POM POPPER




Supplies:


- TP roll
- Balloon
- Paper to wrap the TP roll
- Star stickers and Pom Poms
- Blue tape and/or clear tape,
- Scissors, Markers and/or Crayons



1. Cut the top off the balloon then decorate the paper with crayons, markers and star stickers.



2. Tape the balloon to the TP roll, then tie a knot on the balloon tail.



3. Tape (clear tape) the decorated paper around the TP roll.



4. Put the Pom Poms in the tube. Pull the balloon tail down then...Surprise!!....watch the Pom Poms fly high.
Confetti works well too. 😊