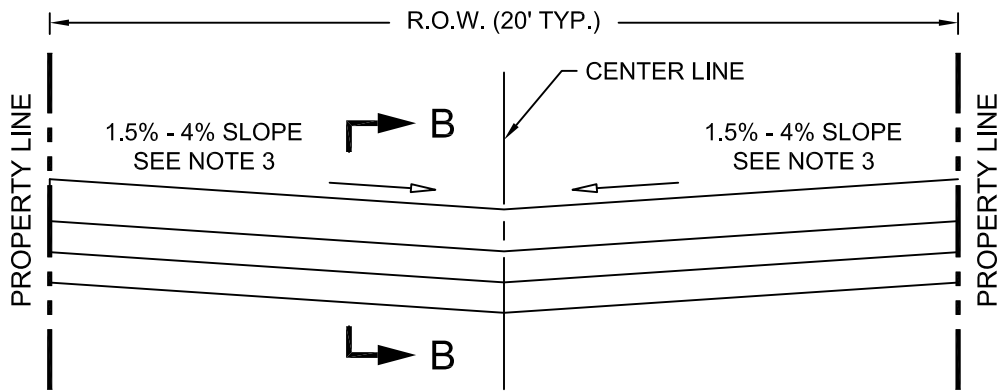
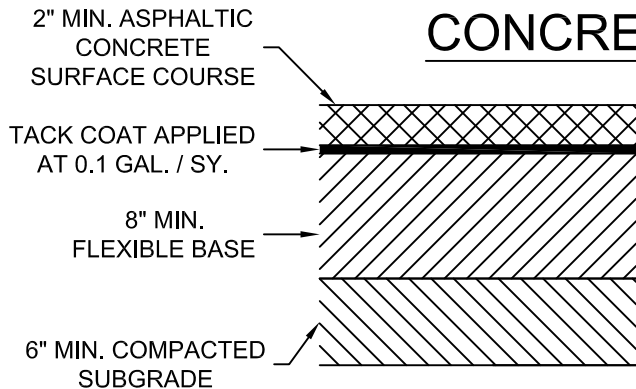


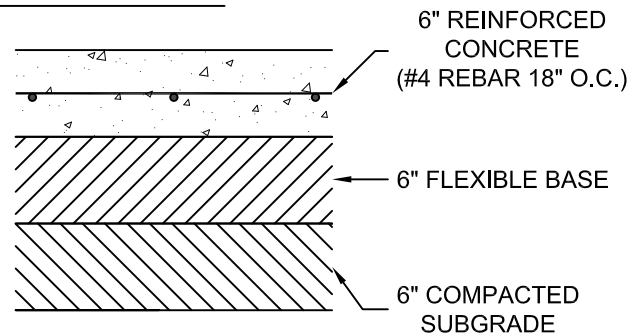
ASPHALT PAVEMENT



CONCRETE PAVEMENT



ASPHALT
(SECTION A - A)



CONCRETE
(SECTION B - B)

NOTES:

1. COMMERCIAL ALLEYS SHALL BE CONSTRUCTED WITH CONCRETE PAVEMENT ONLY AND SHALL BE PAVED THE FULL WIDTH OF THE R.O.W.
2. ALLEY DRIVEWAY TO BE CONSTRUCTED BY ABUTTING PROPERTY OWNER WITH CONCRETE PAVEMENT OR ASPHALT PAVEMENT.
3. ASPHALT PAVEMENT WILL NOT BE PERMITTED ON GRADES LESS THAN 1.5% OR PER ENGINEERS RECOMMENDATION.
4. CROSS SECTION WILL BE PER CURRENT TRANSPORTATION MANUAL.
5. CONCRETE PAVEMENT WILL HAVE A CONTROL JOINT EVERY 12 FEET AND ONE DOWN THE CENTER LINE. FOR ALLIES WIDER THAN 20 FEET 2 CONTROL JOINTS WILL BE PLACED EQUAL SPACING FROM THE EDGE OF PAVEMENT AND EACH OTHER ALONG THE LENGTH OF THE ALLEY.
6. CONCRETE PAVEMENT ALLEYS WILL HAVE A REDWOOD EXPANSION JOINT ON BASKETS WITH 1/2 INCH SMOOTH DOWEL RODS WITH APPROVED CAP SPACED 18 INCH ON CENTER FOR EVERY 200 FEET OF PAVEMENT PER SPECIFICATION NO. 360S.

The City of San Marcos
Engineering and Capital Improvements

TYPICAL SECTION ALLEY PAVEMENT

RECORD COPY SIGNED BY 6/2/2017
Laurie Moyer, P.E. ADOPTED

THE ARCHITECT/ENGINEER ASSUMES
RESPONSIBILITY FOR APPROPRIATE USE
OF THIS STANDARD.

STANDARD NO.
1000S-4-SM
1 OF 1