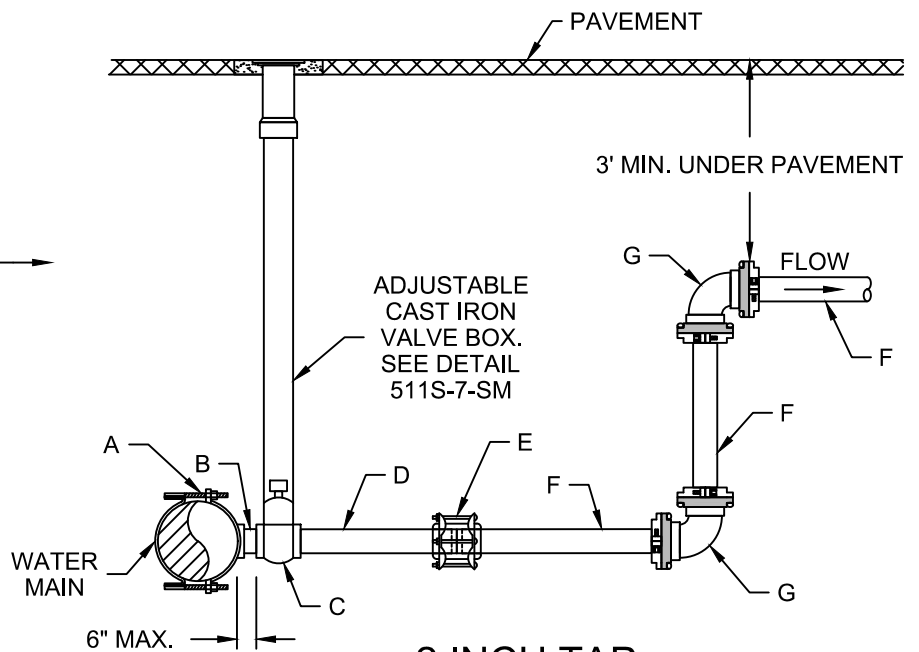
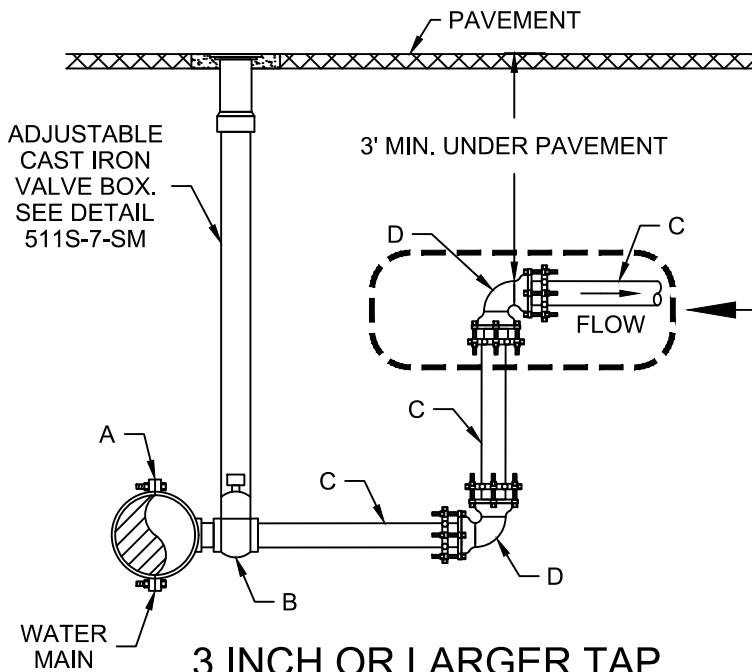
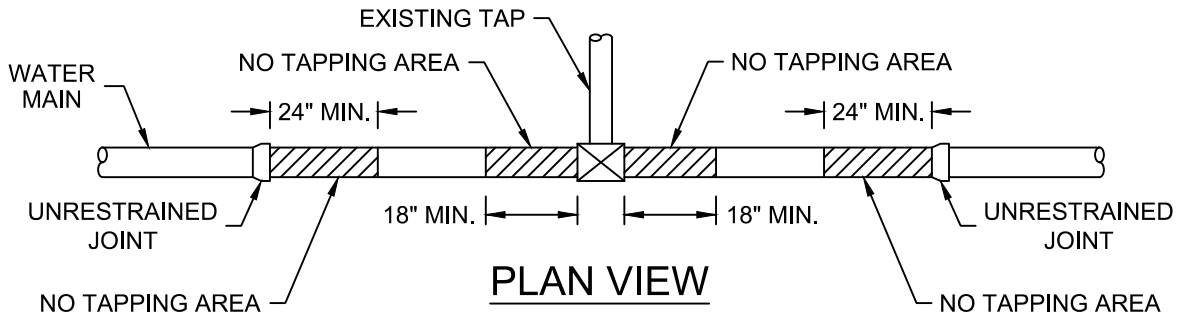


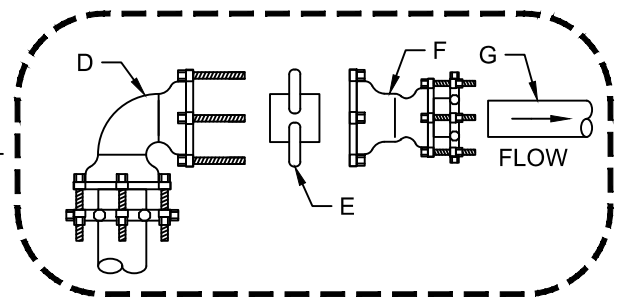
1 INCH TAP



2 INCH TAP



3 INCH OR LARGER TAP



3 INCH REDUCER DETAIL

The City of San Marcos
Engineering and Capital Improvements

CURRENT AS OF
1/1/2021

WATER MAIN TAP

RECORD COPY SIGNED BY

1/1/2020

THE ARCHITECT/ENGINEER ASSUMES
RESPONSIBILITY FOR APPROPRIATE USE
OF THIS STANDARD.

STANDARD NO.

520S-WMT-SM

LAURIE MOYER, P.E.

ADOPTED

1 INCH TAP MATERIAL LIST

LABEL	ITEM	SIZE
*A	APPROVED TAPPING SADDLE PER SPL NO. WW-264/WW-256	REQUIRED
B	CORPORATION STOP. FORD TYPE Q COMPRESSION FITTING OR APPROVED EQUIVALENT PER SPL NO. WW-68	1"
**C	TUBING PER SPL NO. TYPE K COPPER WW-613 OR POLYETHYLENE WW-65	1"

* SERVICE SADDLES SHALL BE WRAPPED COMPLETELY WITH 8 MIL. POLYETHYLENE FILM.
 ** ALL FITTING CONNECTED TO POLYETHYLENE PIPE WILL REQUIRE A STAINLESS STEEL INSERT.

2 INCH TAP MATERIAL LIST

LABEL	ITEM	SIZE
A	APPROVED TAPPING SADDLE PER SPL NO. WW-264	REQUIRED
B	GALVANIZED NIPPLE-THREADED	2"
C	TAPPING VALVE (RESILIENT WEDGE GATE, IRON BODY FEMALE/FEMALE) WITH VALVE BOX DETAIL 511S-7SM	2"
D	GALVANIZED NIPPLE-THREADED X THREADED	2"
E	RESTRAINT DRESSING COUPLINGS - MAXI-GRIP OR APPROVED EQUIVALENT PER SPL NO. WW-587B	2"
F	SUPPLY PIPE SCH. 80 FULLY RESTRAINED PER SPL NO. WW-587	2"
G	DUCTILE IRON 90° BEND - HARCO-KNUCKLE JOINT RESTRAINT, OR APPROVED EQUIVALENT PER SPL NO. WW-587B	2"

4 INCH AND LARGER TAP MATERIAL LIST

LABEL	ITEM	SERVICE SIZE				
		3"	4"	6"	8"	10"
A	APPROVED TAPPING SLEEVE PER SPL NO. WW-244	REQUIRED				
B	TAPPING VALVE (RESILIENT WEDGE GATE, IRON BODY M.J. X M.J.) WITH VALVE BOX DETAIL 511S-7-SM	4"	4"	6"	8"	10"
C	SUPPLY PIPE C900 PER SPL NO. WW-308A OR DUCTILE IRON PER SPL NO. WW-27 FULLY RESTRAINED	4"	4"	6"	8"	10"
*D	DUCTILE IRON 90° BEND - MEGALUG RESTRAINT, OR APPROVED EQUIVALENT PER SPL NO. WW-27B AND NO. WW-27A	4"	4"	6"	8"	10"
E	MECHANICAL JOINT ADAPTOR PER SPL NO. WW-27B	4"	N/A			
F	CAST IRON MECHANICAL JOINT REDUCER PER SPL NO. WW-27B	4"x3"	N/A			
G	PVC SUPPLY PIPE SCH. 80 FULLY RESTRAINED PER SPL NO. WW-587	3"	N/A			

* WHEN CONDITIONS ALLOW 45° BENDS ARE PREFERRED OVER 90° BENDS

NOTES:

1. MAIN SIZE CAN NOT BE LESS THAN OR EQUAL TO TAP. TEE PER SPL NO. WW-27B MAY BE USED WITH ENGINEERING DEPARTMENT APPROVAL FOR SIZE ON SIZE CONNECTION.
2. BACKFILL AND EMBEDMENT WILL BE PER CITY DETAIL 510-S&L-SM.
3. 3" SERVICE AND FIRE LINES WILL USE A 4" TAP AND HAVE A REDUCER TO A 3" LINE AFTER FIRST BEND LEADING TO A HORIZONTALLY LEVELED LINE.
4. ALL PARTS WILL BE PER THE CURRENT CITY OF SAN MARCOS STANDARD PRODUCTS LIST.
5. WHEN A TAP IS PROPOSED ON AN EXISTING ASBESTOS CEMENT (AC) PIPE THE CONTRACTOR WILL REPLACE THE AC PIPE SEGMENT WITH AN APPROVED PVC PIPE PER CITY STANDARD PRODUCT LIST (SPL). NEW PIPE WILL BE CONNECTED TO THE EXISTING AC PIPE WITH A WIDE RANGE COUPLING ADAPTOR PER CITY SPL.

REFERENCES

DETAIL 510S-S&L-SM
 DETAIL 511S-7-SM

The City of San Marcos Engineering and Capital Improvements		CURRENT AS OF 1/1/2021	WATER MAIN TAP	
RECORD COPY SIGNED BY LAURIE MOYER, P.E.	1/1/2020 ADOPTED	THE ARCHITECT/ENGINEER ASSUMES RESPONSIBILITY FOR APPROPRIATE USE OF THIS STANDARD.		STANDARD NO. 520S-WMT-SM 2 OF 2