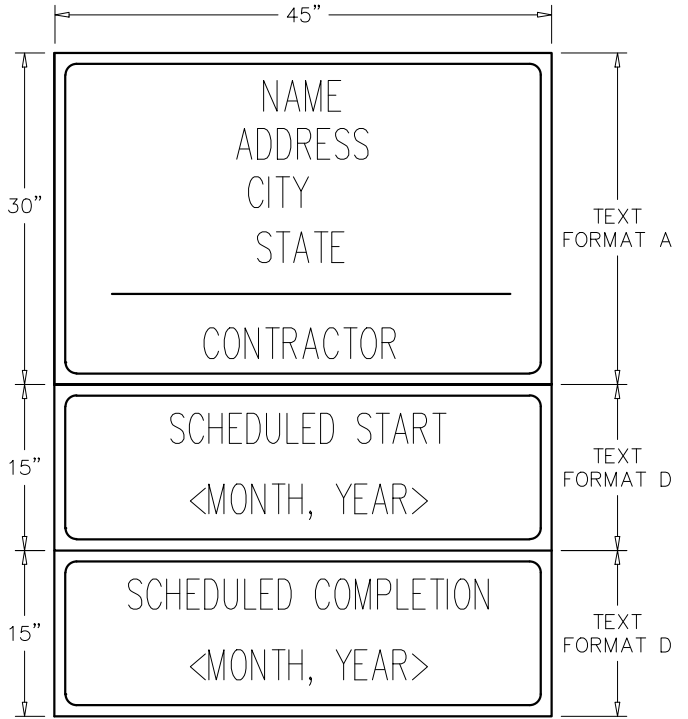
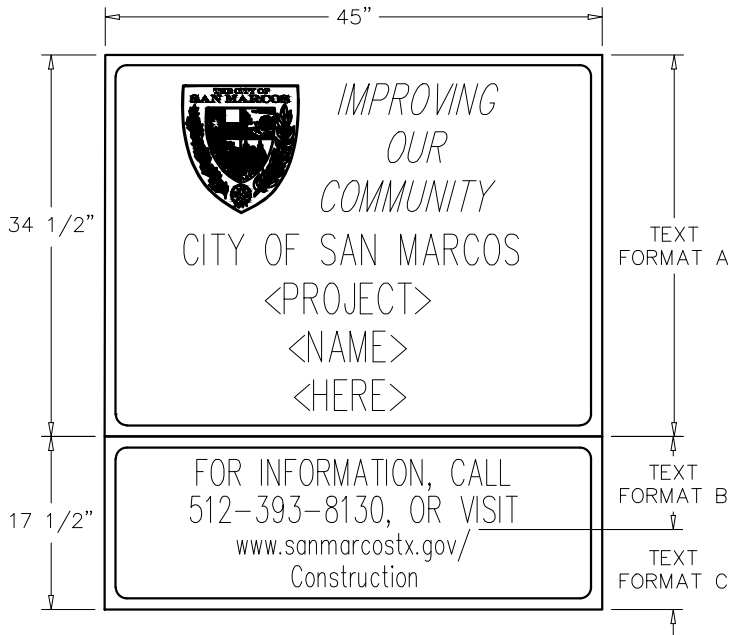


CITY OF SAN MARCOS LOGO  
(14" X 14") PROVIDED BY CITY



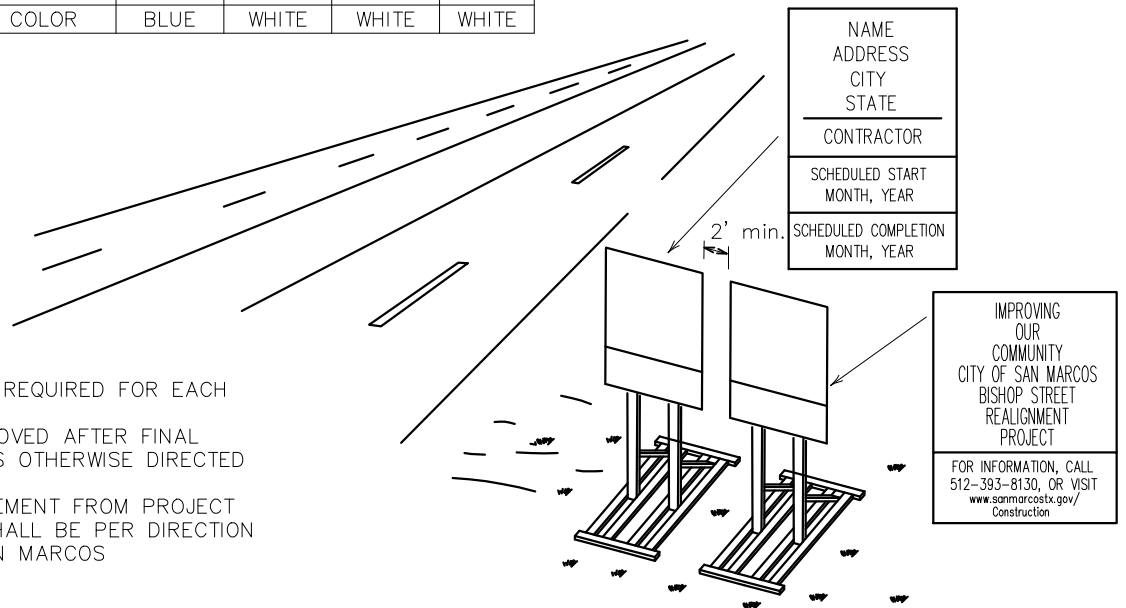
TEXT FORMAT

FORMAT TYPE	A	B	C	D
SPACE BETWEEN TEXT AND EDGE OF SIGN TOP AND BOTTOM	2"	2"	2"	3"
TEXT SIZE	3"	2 1/2"	2"	3"
SPACE BETWEEN TEXT	1 1/2"	1 1/2"	1 1/2"	3"
BORDER THICKNESS WITH 1" RADIUS AT CORNERS	1"	1"	1"	1"
BACKGROUND COLOR	WHITE	BLUE	BLUE	BLUE
LEGEND AND BORDER COLOR	BLUE	WHITE	WHITE	WHITE

FOR MORE DETAIL ON MOVABLE SIGN SEE SHT 2 OF 2

NOTES:

- ONE PAIR OF SIGNS REQUIRED FOR EACH POINT OF INGRESS.
- SIGN SHALL BE REMOVED AFTER FINAL ACCEPTANCE UNLESS OTHERWISE DIRECTED BY OWNER.
- DIMENSION OF PLACEMENT FROM PROJECT LIMITS AND CURB SHALL BE PER DIRECTION OF THE CITY OF SAN MARCOS



SHT 1 OF 2

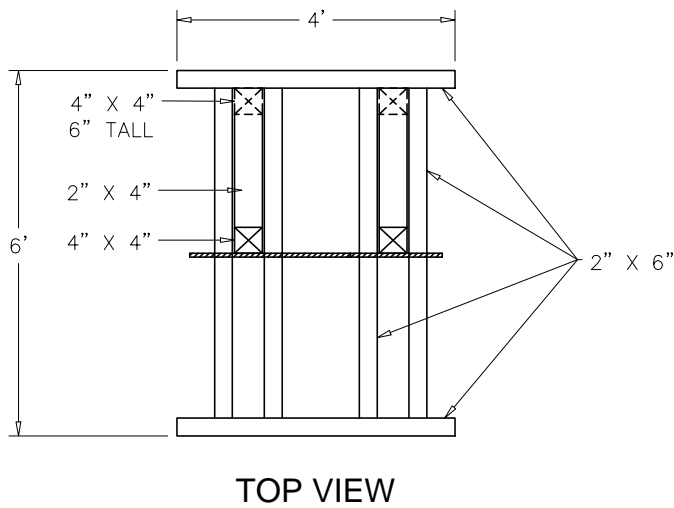
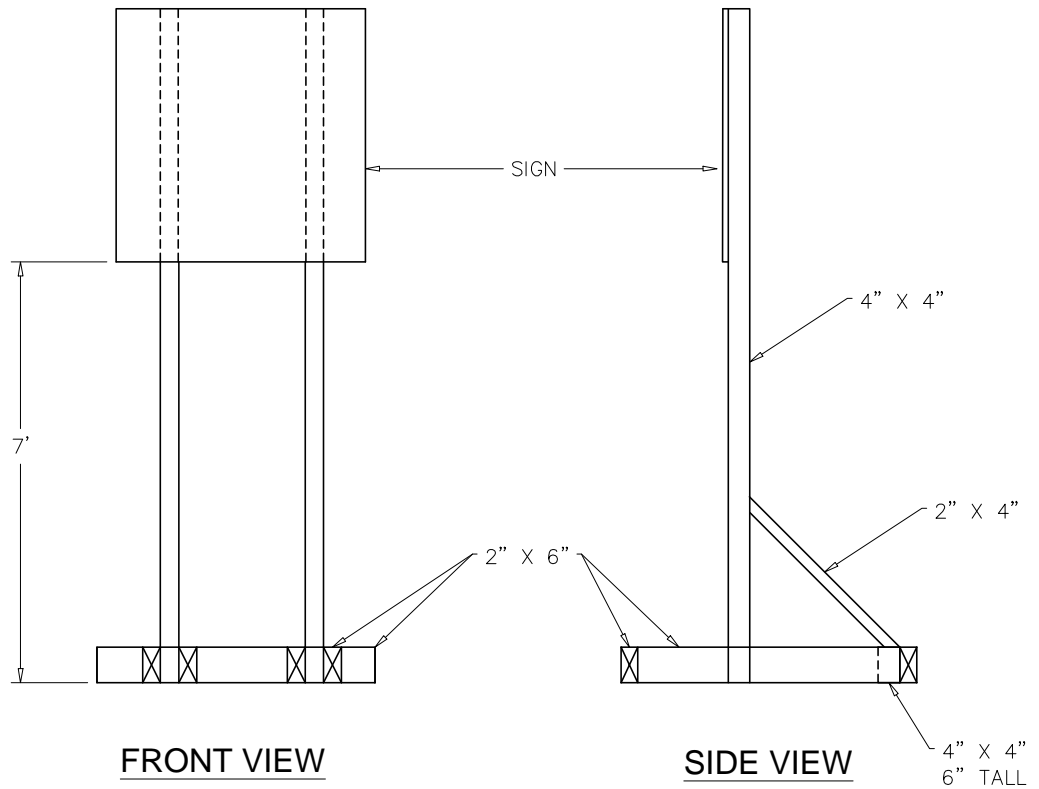
The City of San Marcos  
Engineering and Capital Improvements

PROJECT INFORMATION SIGNS

RECORDED COPY SIGNED BY  
Laurie Moyer, P.E. 3-16-2015  
ADOPTED

THE ARCHITECT/ENGINEER ASSUMES  
RESPONSIBILITY FOR APPROPRIATE  
USE OF THIS STANDARD

802S-2-SM  
N.T.S. STANDARD DETAIL



NOTES:

1. ALL MATERIALS SHALL BE FURNISHED BY THE CONTRACTOR WITH THE EXCEPTION OF THE CITY OF SAN MARCOS SEAL WHICH IS FURNISHED BY THE CITY.
2. LUMBER DIMENSIONS ARE NOMINAL.
3. THE MOVABLE SIGN MUST MEET THE SPECIFICATION FROM THE MANUAL ON UNIFORM TRAFFIC CONTROL DEVICES.

SHT 2 OF 2

The City of San Marcos  
Engineering and Capital Improvements

PROJECT INFORMATION SIGNS

RECORDED COPY SIGNED BY

3-16-2015

Laurie Moyer, P.E.

ADOPTED

THE ARCHITECT/ENGINEER ASSUMES  
RESPONSIBILITY FOR APPROPRIATE  
USE OF THIS STANDARD

802S-2-SM

N.T.S. STANDARD DETAIL